

Scaled data based on original data using  
LM-79-08 Approved Method: Electrical and Photometric Measurements of Solid-  
State Lighting Products

Test Report Prepared for  
Cooper Lighting Solutions  
(formerly Eaton)

Brand: STREETWORKS

Report Number: P526658

Luminaire Tested: **GLAN-SA1C-760-U-T3-GRSWH**

Issue Date: 5/27/2021

**Test Information**

Test Method: LM-79-08  
Report Number: P526658  
TEST IS SCALED FROM IESNA LM-79-08 TEST DATA (G3-2011-057-16)  
Test Lab: INNOVATION CENTER  
Issue Date: 5/27/2021  
Manufacturer: COOPER LIGHTING SOLUTIONS (FORMERLY EATON)  
Product Line: STREETWORKS  
Catalog Number: GLAN-SA1C-760-U-T3-GRSWH  
Description: GALLEON AREA AND ROADWAY LUMINAIRE  
(1) 70 CRI, 5700K, 1050mA LIGHTSQUARE WITH 16 LEDS AND TYPE III OPTICS  
WITH WHITE GLARE REDUCTION SHIELD  
Light Source: -  
Ballast/Driver: ELECTRONIC DRIVER

**Summary**

Lumens per Lamp: N/A  
Luminaire Lumens: 6065 lumens  
Efficiency: N/A  
Efficacy: 106.4 lumens/watt  
Luminous Opening: Rectangular (W 0.5' x L: 0.5' x H: 0')  
IES Classification: Type II - Short  
BUG Rating: B2 - U0 - G1

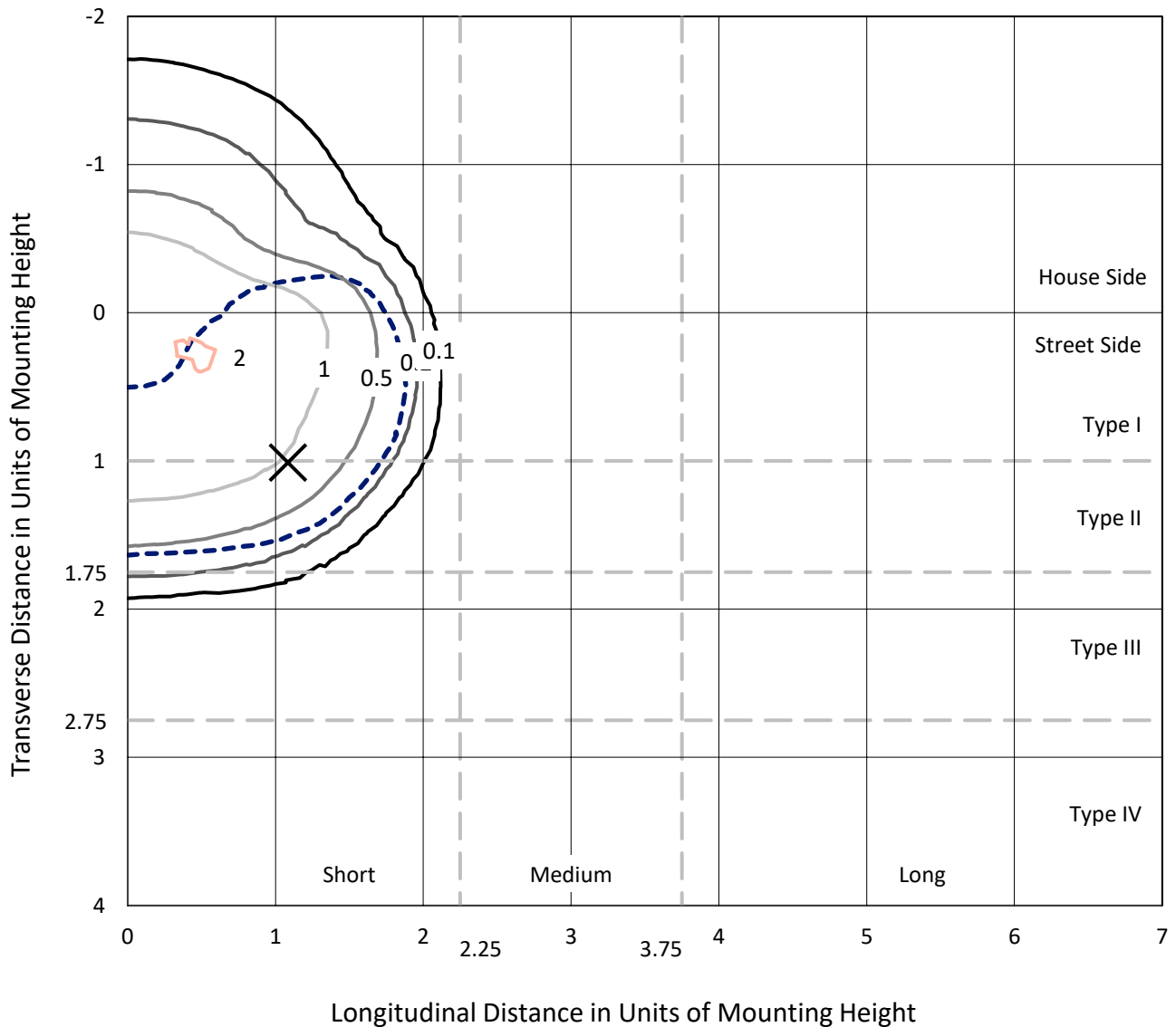
Input Watts (W): 57  
Input Voltage (V): NR  
Input Current (Ain): NR  
Voltage Rise (V): NR  
Power Factor: NR  
Total Harmonic Distortion (THDi): NR  
Frequency (hertz): 60  
Stabilization Time: NR  
Operation Time: NR  
Ambient Temperature (°C): NR  
Test Distance: 24 FT



REPORT NUMBER: P526658  
 CATALOG NUMBER: GLAN-SA1C-760-U-T3-GRSWH

### Iso-Footcandle Lines of Horizontal Illumination

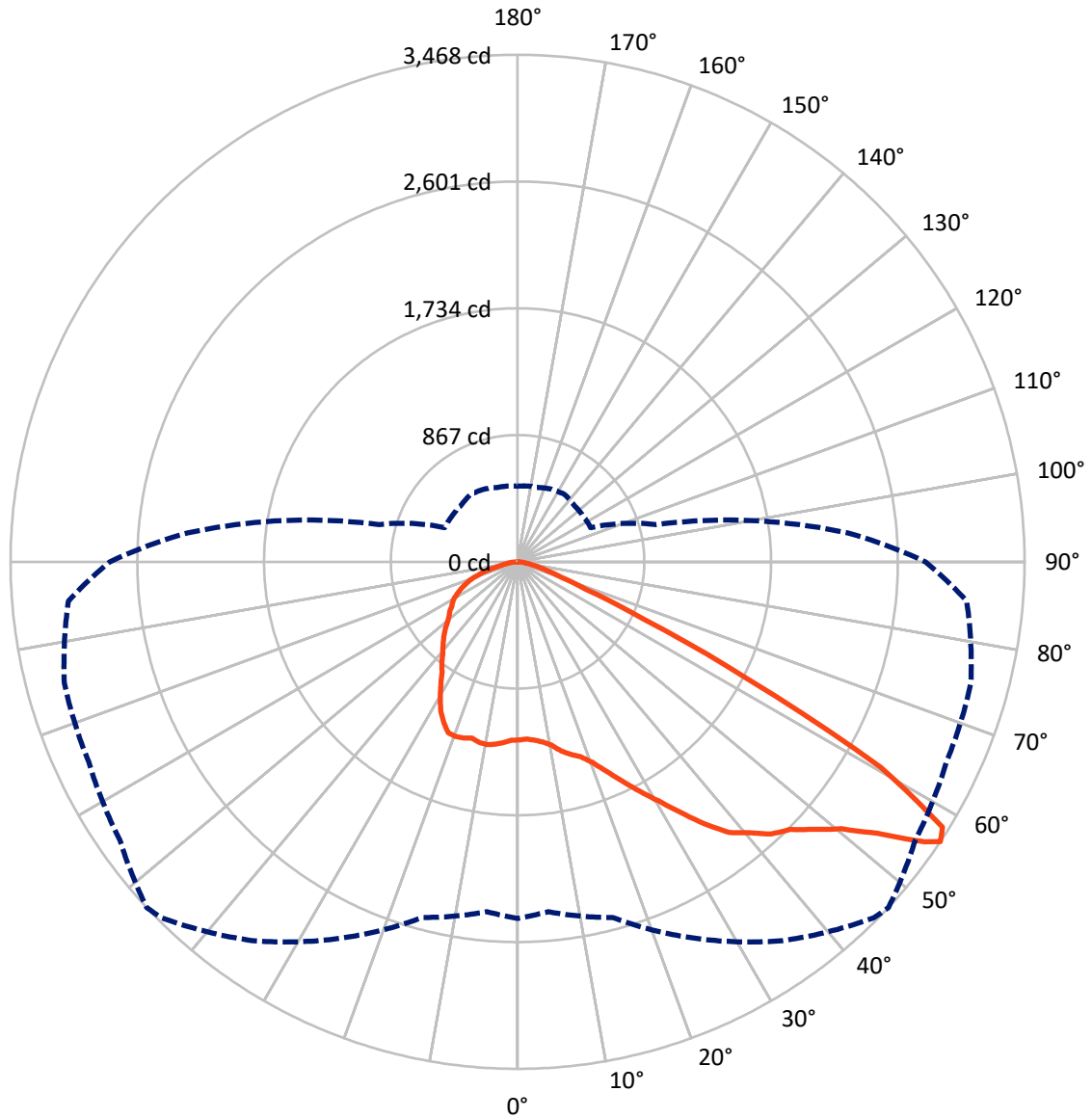
✕ Max cd  
 - - - 1/2 Max cd



Based on 25 foot mounting height. Maximum calculated value = 2 fc  
 Type II - Short - N/A

REPORT NUMBER: P526658  
CATALOG NUMBER: GLAN-SA1C-760-U-T3-GRSWH

### Luminous Intensity Polar Plot



— Vertical Plane Through 47-Deg Lateral      - - - Horizontal Cone Through 56-Deg Vertical

REPORT NUMBER: P526658  
 CATALOG NUMBER: GLAN-SA1C-760-U-T3-GRSWH

**FLUX DISTRIBUTION:**

		Downward	Upward	Total
<b>House Side</b>	Lumens	1921.9	0.0	1921.9
	% Fixture	31.7	0.0	31.7
<b>Street Side</b>	Lumens	4143.1	0.0	4143.1
	% Fixture	68.3	0.0	68.3
<b>Total</b>	Lumens	6065.0	0.0	6065.0
	% Fixture	100.0	0.0	100.0

**ZONAL LUMENS:**

Zone	Lumens	% Fixture
0°-10°	118.7	2.0
10°-20°	374.5	6.2
20°-30°	661.9	10.9
30°-40°	994.2	16.4
40°-50°	1364.5	22.5
50°-60°	1625.6	26.8
60°-70°	695.7	11.5
70°-80°	196.9	3.2
80°-90°	33.1	0.5
90°-100°	0.0	0.0
100°-110°	0.0	0.0
110°-120°	0.0	0.0
120°-130°	0.0	0.0
130°-140°	0.0	0.0
140°-150°	0.0	0.0
150°-160°	0.0	0.0
160°-170°	0.0	0.0
170°-180°	0.0	0.0
0°-90°	6065.0	100.0
0°-180°	6065.0	100.0

**Coefficient of Utilization**

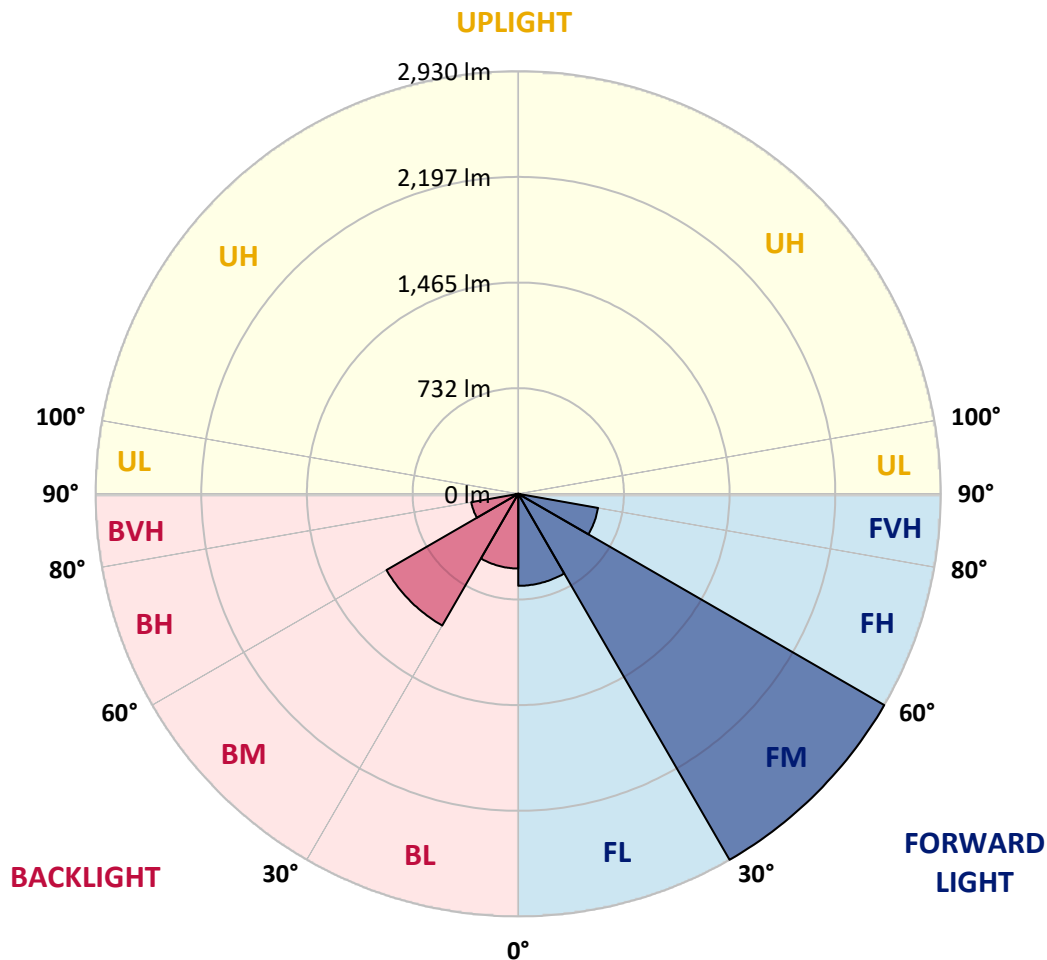


REPORT NUMBER: P526658  
 CATALOG NUMBER: GLAN-SA1C-760-U-T3-GRSWH

**LUMINAIRE CLASSIFICATION SYSTEM LUMEN TABLE AND BUG RATING:**

Zone	Lumens	% Fixture	Zone Rating/Lumen Limit		
			B	U	G
FL (0°-30°)	637.6	10.5			
FM (30°-60°)	2929.5	48.3			
FH (60°-80°)	561.8	9.3			G0/660
FVH (80°-90°)	14.1	0.2			G1/100
BL (0°-30°)	517.5	8.5	B2/1000		
BM (30°-60°)	1054.7	17.4	B2/2500		
BH (60°-80°)	330.7	5.5	B1/500		G1/500
BVH (80°-90°)	19.1	0.3			G1/100
UL (90°-100°)	0.0	0.0		U0/0	
UH (100°-180°)	0.0	0.0		U0/0	

**BUG Rating: B2-U0-G1**  
 Type II Short





REPORT NUMBER: P526658

CATALOG NUMBER: GLAN-SA1C-760-U-T3-GRSWH

**CANDELA DISTRIBUTION (FULL):**

	0°	5°	15°	25°	35°	45°	47°	55°	65°	75°	85°
0°	1218.3	1218.3	1218.3	1218.3	1218.3	1218.3	1218.3	1218.3	1218.3	1218.3	1218.3
2.5°	1213.6	1211.3	1209.8	1222.1	1217.5	1218.3	1213.6	1218.3	1221.4	1214.4	1224.5
5°	1211.3	1218.3	1212.1	1216.0	1226.0	1222.9	1226.0	1235.3	1233.0	1230.7	1227.6
7.5°	1233.0	1233.7	1238.4	1239.9	1243.0	1239.9	1244.6	1253.1	1250.8	1237.6	1239.2
10°	1263.9	1265.5	1266.2	1274.7	1280.2	1280.9	1275.5	1267.8	1267.0	1284.8	1272.4
12.5°	1299.5	1295.6	1304.9	1308.0	1314.2	1321.2	1328.1	1311.9	1321.9	1322.7	1308.0
15°	1351.3	1355.2	1344.4	1344.4	1346.7	1347.4	1366.8	1359.1	1357.5	1349.0	1355.2
17.5°	1428.7	1402.4	1401.6	1390.8	1389.2	1395.4	1402.4	1408.6	1429.4	1412.4	1379.2
20°	1485.1	1491.3	1468.9	1455.7	1458.1	1472.0	1465.0	1492.9	1507.6	1479.7	1447.2
22.5°	1584.9	1564.0	1569.4	1540.1	1542.4	1557.1	1556.3	1584.9	1593.4	1549.3	1502.2
25°	1652.2	1646.8	1651.4	1628.2	1631.3	1642.9	1661.5	1708.7	1694.8	1646.0	1537.0
27.5°	1750.4	1739.6	1735.8	1727.2	1724.1	1755.1	1776.7	1827.0	1817.0	1745.8	1598.8
30°	1851.0	1844.0	1847.9	1813.1	1825.5	1891.2	1897.4	1966.3	1961.6	1836.3	1667.7
32.5°	1920.6	1924.5	1931.4	1912.1	1967.0	2019.6	2040.5	2118.6	2122.5	1991.8	1800.7
35°	2032.8	2019.6	2023.5	2045.9	2071.5	2167.4	2201.4	2253.2	2285.7	2155.0	1928.4
37.5°	2103.2	2117.1	2100.8	2136.4	2202.9	2318.2	2349.1	2402.5	2436.5	2315.9	2102.4
40°	2213.0	2190.6	2202.2	2227.7	2295.8	2445.8	2437.3	2492.2	2503.1	2452.8	2264.8
42.5°	2331.4	2320.5	2304.3	2362.3	2419.5	2528.6	2545.6	2520.1	2575.0	2586.6	2496.9
45°	2472.9	2486.1	2488.4	2489.9	2540.2	2635.3	2612.1	2589.7	2653.1	2737.4	2640.8
47.5°	2604.4	2562.6	2592.8	2634.6	2705.7	2706.5	2733.6	2680.2	2747.5	2822.5	2770.7
50°	2648.5	2628.4	2668.6	2747.5	2857.3	2868.9	2872.0	2796.2	2831.0	2890.6	2815.6
52.5°	2631.5	2624.5	2727.4	2849.6	3010.5	3069.3	3084.7	2991.2	3010.5	2983.4	2914.6
55°	2550.3	2571.1	2674.8	2923.9	3170.6	3352.4	3381.8	3263.4	3140.4	3161.3	3085.5
56°	2438.9	2402.5	2518.5	2839.5	3163.6	3444.4	3468.4	3320.7	3237.1	3210.1	3084.0
57.5°	2069.1	2021.9	2174.3	2554.9	2988.1	3409.6	3427.4	3344.6	3220.9	3166.0	2858.9
60°	1211.3	1234.5	1427.9	1762.0	2305.1	2795.5	2855.0	2915.3	2832.6	2586.6	2127.9
62.5°	584.8	570.1	708.5	1010.2	1404.7	1784.5	1766.7	1936.1	2028.9	1837.9	1343.6
65°	306.3	304.8	386.8	551.5	772.0	937.5	953.7	1045.0	1172.6	946.8	682.2
67.5°	225.1	231.3	272.3	387.5	496.6	506.6	504.3	550.0	562.3	475.7	419.2
70°	176.4	179.5	209.6	294.7	369.7	331.1	324.1	329.5	365.9	381.3	362.8
72.5°	127.6	130.7	156.2	198.8	231.3	225.9	230.5	260.7	305.5	321.8	302.4
75°	85.1	87.4	101.3	121.4	136.9	147.7	156.2	191.1	232.8	242.1	232.8
77.5°	58.8	61.1	70.4	85.9	87.4	94.4	97.5	113.7	139.2	150.8	144.6
80°	33.3	33.3	37.9	44.1	54.1	63.4	65.0	78.1	89.7	97.5	99.0
82.5°	15.5	16.2	20.1	27.1	35.6	44.1	45.6	54.1	62.7	70.4	72.7
85°	7.7	8.5	11.6	16.2	21.7	26.3	25.5	26.3	27.8	26.3	27.1
87.5°	2.3	2.3	3.1	3.9	3.1	3.9	3.9	4.6	5.4	6.2	7.0
90°	0.0	0.0	0.0	0.0	0.0	0.0	0.0	0.0	0.0	0.0	0.0



REPORT NUMBER: P526658

CATALOG NUMBER: GLAN-SA1C-760-U-T3-GRSWH

**CANDELA DISTRIBUTION (continued):**

	90°	95°	105°	115°	125°	135°	145°	155°	165°	175°	180°
0°	1218.3	1218.3	1218.3	1218.3	1218.3	1218.3	1218.3	1218.3	1218.3	1218.3	1218.3
2.5°	1225.2	1227.6	1212.1	1226.8	1221.4	1220.6	1231.4	1229.9	1233.7	1232.2	1222.9
5°	1226.0	1220.6	1236.8	1222.1	1229.1	1243.8	1233.7	1256.9	1245.3	1253.1	1236.1
7.5°	1250.0	1251.5	1248.4	1254.6	1251.5	1258.5	1253.1	1258.5	1249.2	1250.0	1265.5
10°	1270.9	1266.2	1271.6	1263.9	1269.3	1267.0	1254.6	1250.8	1253.9	1250.0	1260.0
12.5°	1309.5	1301.0	1297.2	1287.9	1281.7	1258.5	1239.2	1228.3	1243.0	1245.3	1240.7
15°	1349.0	1349.8	1332.0	1311.1	1272.4	1237.6	1242.3	1246.1	1246.1	1252.3	1240.7
17.5°	1373.7	1373.7	1357.5	1315.7	1276.3	1256.2	1251.5	1239.2	1228.3	1226.8	1226.0
20°	1417.1	1403.9	1366.8	1315.0	1274.7	1265.5	1230.7	1201.3	1178.8	1171.1	1170.3
22.5°	1466.6	1433.3	1381.5	1316.5	1272.4	1259.3	1194.3	1150.2	1110.0	1093.0	1095.3
25°	1512.2	1458.8	1390.0	1309.5	1263.9	1200.5	1127.8	1066.7	1024.9	1011.0	1004.0
27.5°	1543.9	1485.9	1390.0	1315.7	1232.2	1134.7	1060.5	982.4	946.0	936.7	938.3
30°	1586.5	1519.9	1414.0	1302.6	1168.8	1049.6	960.7	909.6	888.0	880.3	885.7
32.5°	1686.2	1608.9	1447.2	1270.9	1093.7	964.6	892.6	864.0	832.3	816.8	811.4
35°	1794.5	1693.2	1479.7	1217.5	1009.4	887.2	842.3	816.1	778.1	761.1	764.2
37.5°	1947.7	1801.5	1482.0	1129.3	918.2	843.9	802.9	761.9	731.0	704.7	696.9
40°	2154.2	1949.2	1476.6	1036.5	844.7	792.8	762.7	711.6	676.8	658.3	662.1
42.5°	2336.0	2122.5	1454.2	931.3	778.1	758.0	724.0	673.7	639.7	620.4	618.8
45°	2489.1	2250.1	1411.7	841.6	722.5	719.4	679.9	641.2	614.2	596.4	604.1
47.5°	2630.7	2353.0	1347.4	751.8	671.4	677.6	639.7	615.7	598.7	582.5	581.7
50°	2681.8	2351.5	1291.0	677.6	630.4	627.3	625.8	600.2	582.5	568.5	574.7
52.5°	2766.8	2377.8	1229.9	626.5	593.3	594.1	599.5	580.9	560.8	552.3	560.0
55°	2889.1	2381.6	1095.3	567.0	562.3	567.8	567.8	555.4	538.4	531.4	527.5
56°	2789.3	2266.4	982.4	551.5	546.9	546.9	561.6	547.6	526.8	521.3	516.7
57.5°	2572.7	1985.6	822.2	532.9	526.0	536.8	544.5	529.9	510.5	502.8	507.4
60°	1774.4	1343.6	618.0	492.7	492.7	510.5	516.7	495.0	486.5	485.8	479.6
62.5°	1035.7	782.8	483.4	456.4	457.9	472.6	477.3	464.9	454.0	467.2	473.4
65°	549.2	467.2	414.6	417.7	418.5	430.1	450.2	449.4	448.6	452.5	453.3
67.5°	397.6	388.3	376.7	373.6	375.2	383.7	403.8	419.2	418.5	409.2	402.2
70°	354.3	341.1	334.2	334.9	328.7	338.8	355.0	365.1	347.3	336.5	331.8
72.5°	294.7	290.8	286.2	287.0	274.6	272.3	253.7	253.7	249.1	246.0	251.4
75°	225.1	223.5	225.9	222.0	208.8	194.9	184.1	174.0	158.6	152.4	149.3
77.5°	142.3	147.0	152.4	143.9	138.5	128.4	117.6	107.5	95.1	88.2	88.2
80°	96.7	100.6	104.4	102.9	96.7	87.4	78.9	68.1	59.6	54.1	53.4
82.5°	73.5	76.6	82.0	75.8	69.6	61.9	54.9	47.2	39.4	33.3	33.3
85°	26.3	30.2	33.3	36.4	38.7	39.4	34.0	27.8	22.4	17.8	17.0
87.5°	7.0	7.7	8.5	7.7	7.7	7.7	8.5	7.7	7.0	5.4	5.4
90°	0.0	0.0	0.0	0.0	0.0	0.0	0.0	0.0	0.0	0.0	0.0

(END OF REPORT)